

## APPENDICES

<b>Appendix A.</b>	<b>Contribution Limits, PACs &amp; Independent Expenditures</b>	18
<b>Appendix B.</b>	<b>1994 Supreme Court Election</b>	19
<b>Appendix C.</b>	<b>1996 Supreme Court Election</b>	25
<b>Appendix D.</b>	<b>1998 Supreme Court Election</b>	31
<b>Appendix E.</b>	<b>2000 Supreme Court Election</b>	39
<b>Appendix F.</b>	<b>Four Issue Ads Storyboards</b>	
	• “Weak on Crime”	46
	• “Where Are My Judges?”	47
	• “Too Many Wrong Decisions”	48
	• “Defective”	49

Note: Appendices B, C, D and E present lists of top contributors. The amounts given for contributors in italics represent the aggregation of contributions from that entity’s PAC (if there is one), employees, retirees, and spouses. In the case of a law firm, it includes contributions from the firm’s partners and associates or the firm’s members, as well as spouses.

## Contribution Limits, PACs & Independent Expenditures

The following limits apply to contributions given to Supreme Court candidates:

Individuals .....	\$ 3,400
Political committees .....	\$ 3,400
Independent committees .....	\$34,000
County & congressional district party committees.....	\$34,000
State party committees .....	\$68,000

When a political action committee (PAC) is first formed, it must abide by the same contribution limits as those for an individual. At this point it is known as a “political committee.” If it meets the criteria outlined below within a calendar year, it achieves the status of an “independent committee,” which allows it to give ten times more than it could as a political committee. Once achieved, the independent status is permanent.

An independent committee is defined as a committee which:

- filed as an independent committee at least six months prior to the election in which it wished to participate as an independent committee,
- received contributions from at least 25 individuals and/or or committees in a calendar year, and
- made expenditures for or against three or more elective candidates in the same calendar year at the lower contribution limits that apply to political committees.

It should be noted that Michigan law does not define leadership PACs per se. Any public official can start a PAC. Such PACs are popularly referred to as leadership PACs.

### Independent Expenditures

An independent expenditure on behalf of a candidate (or in opposition to a candidate) is one that is not made at the direction of, or under control of, that candidate. An individual, a group of people, an association, a business other than a corporation, or a committee other than a candidate committee can make an independent expenditure. Corporations, joint stock companies, a domestic dependent sovereign (Native American tribe) or a labor organization cannot make an independent expenditure.

There is no limit on the amount of an independent expenditure. These expenditures are typically made for TV and radio ads, direct mail, phone banks and signs. Committees report such expenditures as part of their scheduled campaign finance reports. The report must include details about the expenditure, including the amount, to whom it was paid, and the name and address of the person filing the report; together with the name, address, occupation, employer and principal place of business of each person who contributed \$100.01 or more to the expenditure. The report must also include the name and office of the candidate, and whether the expenditure was in support or opposition. Any individual who makes an independent expenditure of \$100.01 or more in a calendar year that is not otherwise included in a committee report is required to file a report within 10 days with his or her county clerk.

The Secretary of State does not make available a list of independent expenditures filed with that office. Each committee’s report must be searched to find them. It is possible that some independent expenditures during the period studied were missed, in spite of diligent effort to find all of them.

## 1994 Supreme Court Election

Prior to the 1994 election there were three Democrats, three Republicans and one Independent on the Michigan Supreme Court. Two seats were up for election in 1994, one of them open. Justice Robert Griffin (R), who had been elected to the Court in 1986, could not run for reelection because he was over age 70. Justice Conrad Mallett, Jr., was running for his first full eight-year term after having been elected in 1992 to complete the remainder of the term to which he had been appointed in 1990 by Governor James Blanchard.

The Republicans nominated Judge Richard Griffin, Justice Griffin's son, and Judge Elizabeth Weaver, both of whom were serving on the Court of Appeals. The Democrats nominated Justice Mallett and Judge Donald Shelton, who was serving on the 23rd Circuit Court (Washtenaw County). The fifth candidate on the ballot that year, George Killeen, qualified by submitting sufficient petition signatures.

### 1994 Statistical Overview

	<b>Richard A. Griffin</b>	<b>Elizabeth A. Weaver</b>	<b>Conrad L. Mallett, Jr.</b>	<b>Donald E. Shelton</b>	<b>George Killeen</b>
Party	Republican	Republican	Democrat	Democrat	NPA*
Term Sought	8-year	8-year	8-year	8-year	8-year
Status	Lost	Won	Won	Lost	Lost
Incumbent?			Incumbent		
Votes	961,902	984,825	1,090,830	595,115	449,788
Total Money Raised	\$198,178	\$196,995	\$374,101	\$519,901	\$63,940

\* No party affiliation; gained access to the ballot through a successful petition drive.

### Independent Expenditures

<b>Committee</b>	<b>Support/ Oppose</b>	<b>Griffin</b>	<b>Weaver</b>	<b>Mallett</b>	<b>Shelton</b>	<b>Total</b>
MI Democratic State Central Committee	S	\$ 0	\$ 0	\$34,387	\$16,281	\$50,667

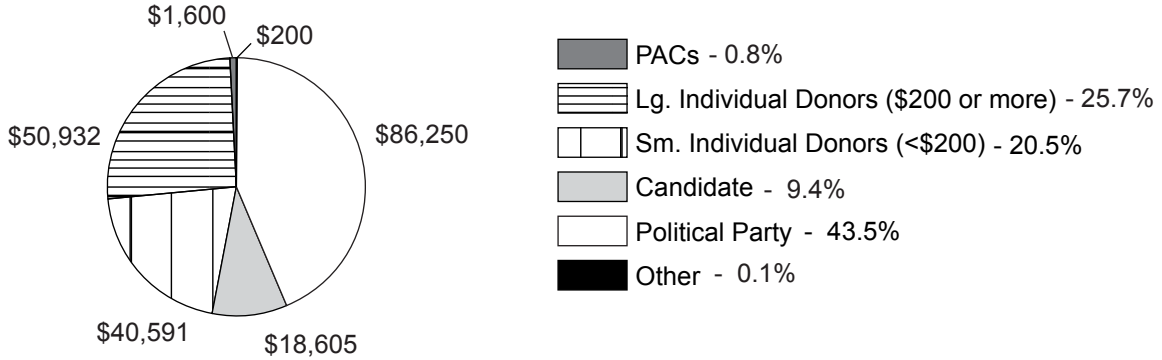
1994

**RICHARD A. GRIFFIN**

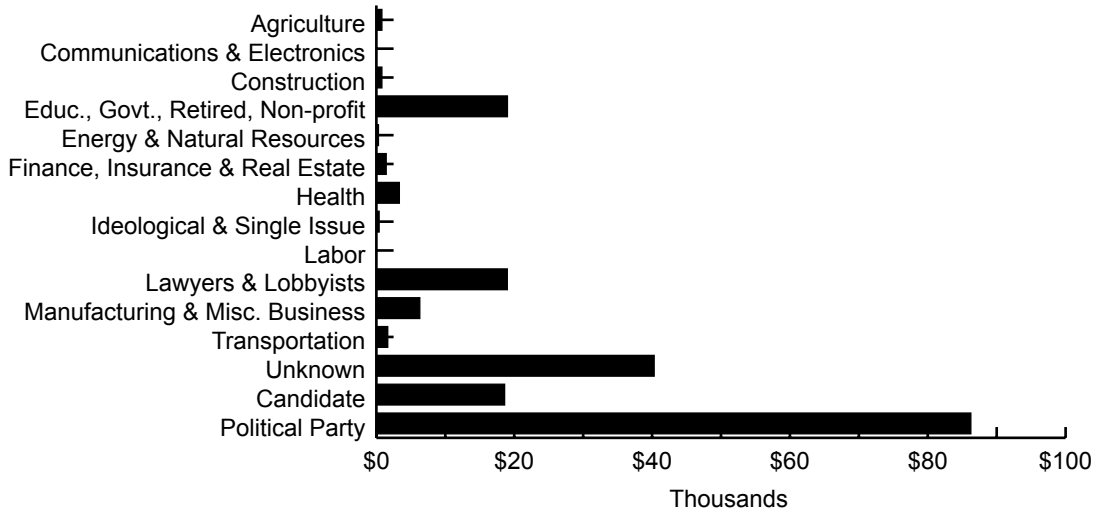
Nominated by the Republican Party • Ran for an 8-year term  
 Total Raised: \$198,178 • Number of Contributions: 907 • Average Contribution: \$218

LOST

WHERE THE MONEY CAME FROM



CONTRIBUTIONS BY ECONOMIC SECTOR



TOP CONTRIBUTORS

\$117,347 (59.2% of total contributions received)

Rank	Contributor	Amount	% of Total
1	MI Republican State Committee	\$ 68,000	34.3%
2	Griffin, Richard A.	\$ 18,605	9.4%
3	Republican National Committee	\$ 16,000	8.1%
4	Griffin, Marjorie	\$ 3,323	1.7%
4	Griffin, Robert	\$ 3,323	1.7%
6	Holman, Scott L.	\$ 2,000	1.0%
7	Ziegler, Gilbert L.	\$ 1,700	0.9%
8	Meganck, Allan	\$ 1,296	0.7%
9	Boudjalis, Kathryn	\$ 1,100	0.6%
10	Michigan Forum	\$ 1,000	0.5%
10	Mott, Mrs. C. S.	\$ 1,000	0.5%

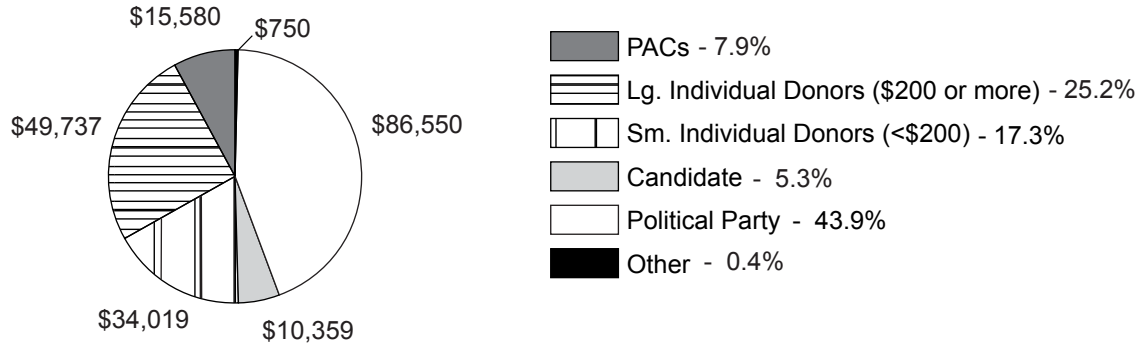
1994

**ELIZABETH A. WEAVER**

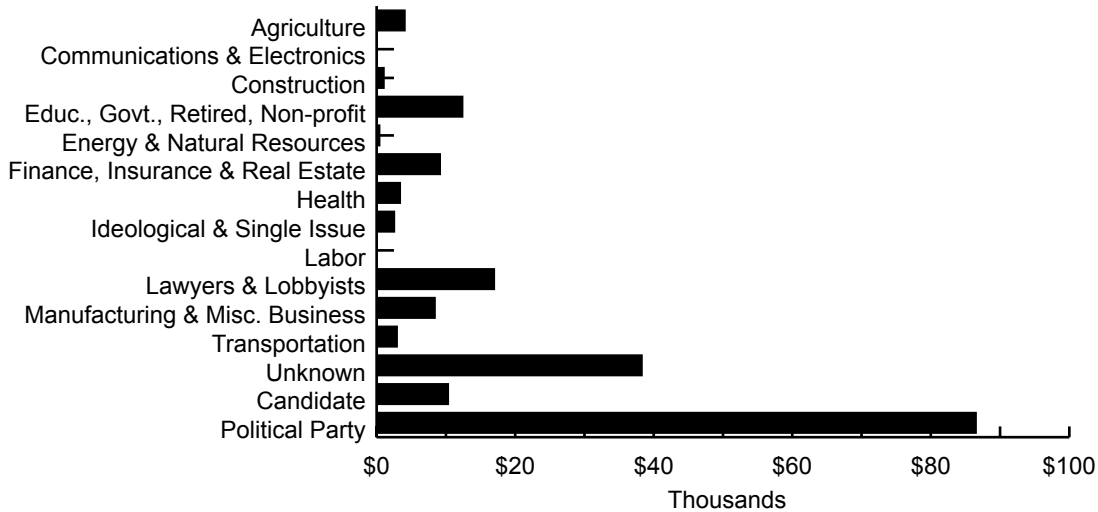
Nominated by the Republican Party • Ran for an 8-year term  
 Total Raised: \$196,995 • Number of Contributions: 827 • Average Contribution: \$238

WON

WHERE THE MONEY CAME FROM



CONTRIBUTIONS BY ECONOMIC SECTOR



TOP CONTRIBUTORS

\$112,959 (57.3% of total contributions received)

Rank	Contributor	Amount	% of Total
1	MI Republican State Committee	\$ 68,000	34.5%
2	Republican National Committee	\$ 16,000	8.1%
3	Weaver, Elizabeth A.	\$ 10,359	5.3%
4	Ackerman, Alan	\$ 3,400	1.7%
5	Mott, Jr., C. S. Harding	\$ 3,000	1.5%
6	Keuning, Jay	\$ 2,500	1.3%
6	MI Chamber of Commerce PAC	\$ 2,500	1.3%
8	Nitschke, Robert	\$ 2,200	1.1%
9	Lenawee PAC	\$ 2,000	1.0%
10	Cook, Peter	\$ 1,500	0.8%
10	Rein, Robert G.	\$ 1,500	0.8%

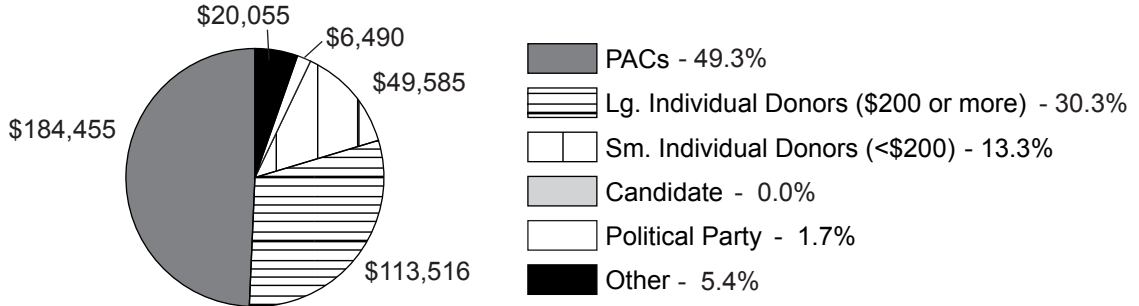
1994

**CONRAD L. MALLET, JR. – INCUMBENT**

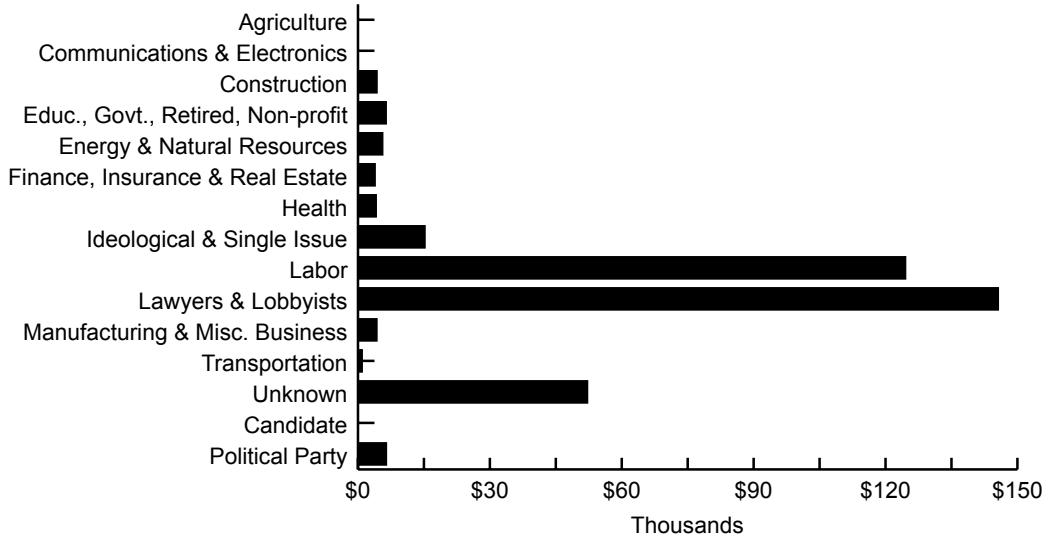
Nominated by the Democratic Party • Ran for an 8-year term  
 Total Raised: \$374,101 • Number of Contributions: 1,157 • Average Contribution: \$323

WON

WHERE THE MONEY CAME FROM



CONTRIBUTIONS BY ECONOMIC SECTOR



TOP CONTRIBUTORS

\$165,440 (44.2% of total contributions received)

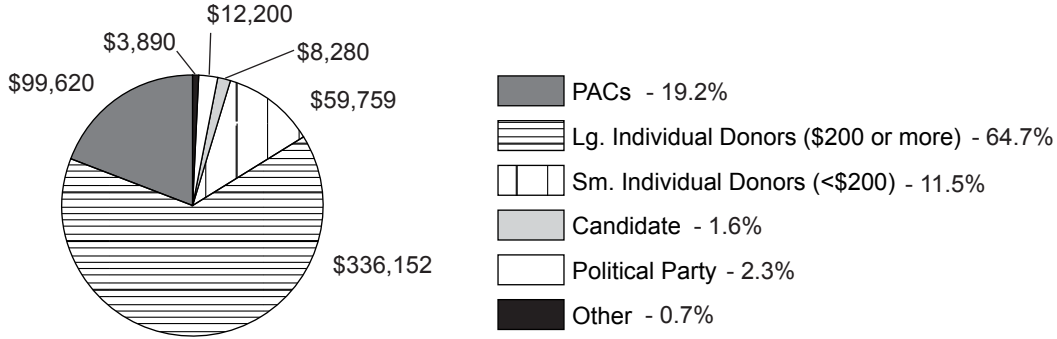
Rank	Contributor	Amount	% of Total
1	MI State AFL-CIO COPE	\$ 34,000	9.1%
1	MI Trial Lawyers Association/Justice PAC	\$ 34,000	9.1%
3	UAW SE MI PAC (SEMPAC)	\$ 27,000	7.2%
4	MI Education Association/MEA PAC	\$ 20,000	5.3%
5	Citizens For Better Government	\$ 10,000	2.7%
5	Goodman, Eden, Millender & Bedrosian	\$ 10,000	2.7%
5	MI UAW PAC	\$ 10,000	2.7%
8	Teamsters Drive PAC	\$ 9,200	2.5%
9	Sommers, Schwartz, Silver & Schwartz, PC	\$ 6,240	1.7%
10	MI Council #25 PAC (AFSCME)	\$ 5,000	1.3%

1994

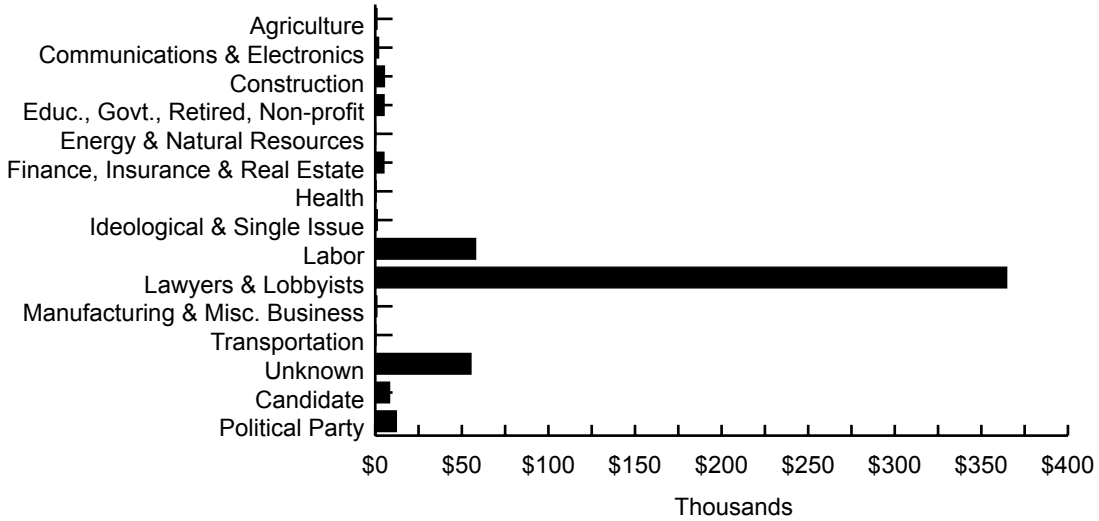
**DONALD E. SHELTON**

Nominated by the Democratic Party • Ran for an 8-year term  
 Total Raised: \$519,901 • Number of Contributions: 1,480 • Average Contribution: \$351  
 LOST

WHERE THE MONEY CAME FROM



CONTRIBUTIONS BY ECONOMIC SECTOR



TOP CONTRIBUTORS

\$173,947 (33.5% of total contributions received)

Rank	Contributor	Amount	% of Total
1	<i>Sommers, Schwartz, Silver &amp; Schwartz, PC</i>	\$ 44,043	8.5%
2	MI Trial Lawyers Association/Justice PAC	\$ 34,000	6.5%
3	MI Education Association/MEA PAC	\$ 20,075	3.9%
4	<i>Charfoos &amp; Christensen, PC</i>	\$ 16,000	3.1%
5	<i>Goodman, Eden, Millender &amp; Bedrosian</i>	\$ 12,950	2.5%
6	<i>Chambers Steiner, PC</i>	\$ 11,150	2.1%
7	<i>Stern &amp; Associates</i>	\$ 10,800	2.1%
8	<i>Rosen &amp; Lovell, PC</i>	\$ 8,500	1.6%
9	Shelton, Donald E.	\$ 8,280	1.6%
10	<i>Kelman, Loria, Simpson, Will, Harvey &amp; Thompson</i>	\$ 8,149	1.6%



## 1996 Supreme Court Election

Going into the 1996 election, there were three Democrats, three Republicans and one Independent on the Court. Two seats were up for election, one of them open. Justice Charles Levin (I) could not run for reelection because he was over age 70. Justice James Brickley was running for reelection. He had been appointed to the Court in 1982 by Governor William Milliken, was elected to complete that term, and elected to a full 8-year term in 1988.

The Republicans nominated Justice Brickley and Judge Hilda Gage, who was serving on the 6th Circuit Court (Oakland County). The Democrats nominated Judges Marilyn Kelly and William Murphy, who were both serving on the state Court of Appeals. The Libertarians nominated Jerry Kaufman and David Raaflaub. The seventh candidate on the ballot that year, Judge Jessica Cooper of the 6th Circuit Court (Oakland County), qualified for the ballot by submitting sufficient petition signatures.

### 1996 Statistical Overview

	<b>James H. Brickley</b>	<b>Hilda R. Gage</b>	<b>Marilyn J. Kelly</b>	<b>William B. Murphy</b>	<b>Jessica Cooper</b>	<b>Jerry Kaufman</b>	<b>David Raaflaub</b>
Party	Repub.	Repub.	Dem.	Dem.	NPA*	Liber.	Liber.
Term Sought	8-year	8-year	8-year	8-year	8-year	8-year	8-year
Status	Won	Lost	Won	Lost	Lost	Lost	Lost
Incumbent?	Incumbent						
Votes Received	1,340,993	971,519	1,124,618	899,545	483,412	316,943	86,069
Total Money Raised	\$228,977	\$723,570	\$553,274	\$699,354	\$148,931	\$ 0	\$ 0

\* No party affiliation; gained access to the ballot through a successful petition drive.

### Independent Expenditures

<b>Committee</b>	<b>Support/ Oppose</b>	<b>Support/</b>					<b>Total</b>
		<b>Brickley</b>	<b>Gage</b>	<b>Kelly</b>	<b>Murphy</b>		
MI Democratic State Central Committee	S	\$ 0	\$ 0	\$97,885	\$289,900	\$ 387,785	
MI Republican State Committee	S	223,697	327,576	0	0	551,273	
Justice for MI Citizens	O	0	0	25,764	78,024	103,788	
Michigan State Victory Committee*	S	0	150,386	0	0	150,386	
						\$1,193,232	

\* Funded by the National Republican Senatorial Committee.

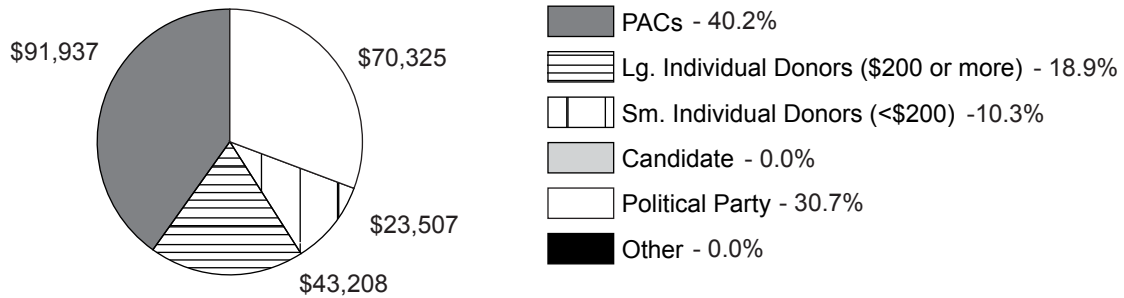
1996

**JAMES H. BRICKLEY – INCUMBENT**

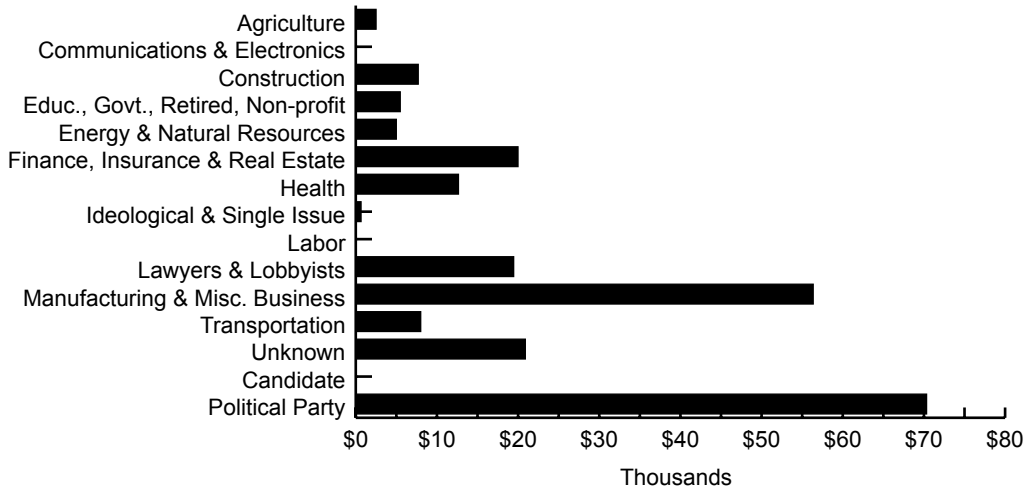
Nominated by the Republican Party • Ran for an 8-year term  
 Total Raised: \$228,977 • Number of Contributions: 351 • Average Contribution: \$652

WON

WHERE THE MONEY CAME FROM



CONTRIBUTIONS BY ECONOMIC SECTOR



TOP CONTRIBUTORS

\$160,000 (69.9% of total contributions received)

Rank	Contributor	Amount	% of Total
1	MI Republican State Committee.....	\$ 68,000	29.7%
2	Justice For MI Citizens.....	\$ 34,000	14.8%
3	MI Bankers Association/MI BANK PAC.....	\$ 10,000	4.4%
3	MI Health & Hospital Association/Health PAC.....	\$ 10,000	4.4%
5	MI Chamber of Commerce.....	\$ 6,600	2.9%
6	MI Association of Realtors/REALTORS PAC of MI.....	\$ 5,000	2.2%
7	Riecker, Margaret Ann.....	\$ 3,400	1.5%
8	MI Manufacturers Association PAC.....	\$ 3,000	1.3%
Tie of eight at \$2,500 each (see list below) .....		\$ 20,000	8.7%

Rank 9-17, each with \$2,500: Chrysler MI PAC, Coastal ANR PAC, Elisabeth D. Devos, Dykema Gossett PAC, GM Civic Involvement Program, Scott L. Holman, Albert J. Koegel, MI Association of Home Builders/Builders PAC

1996

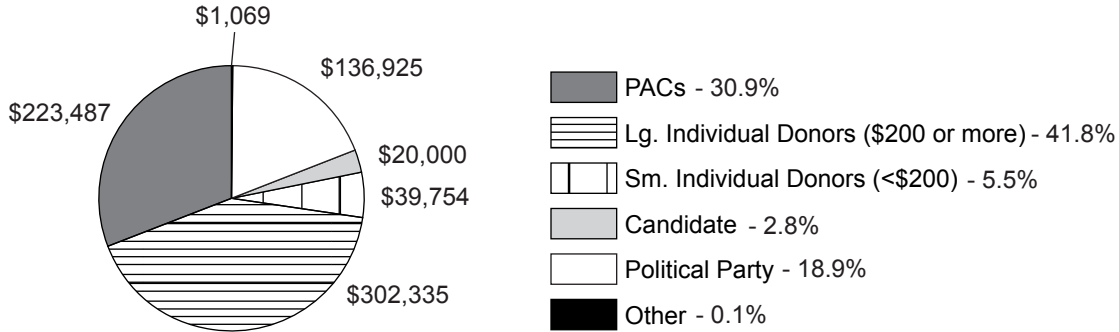
**HILDA R. GAGE**

Nominated by the Republican Party • Ran for an 8-year term

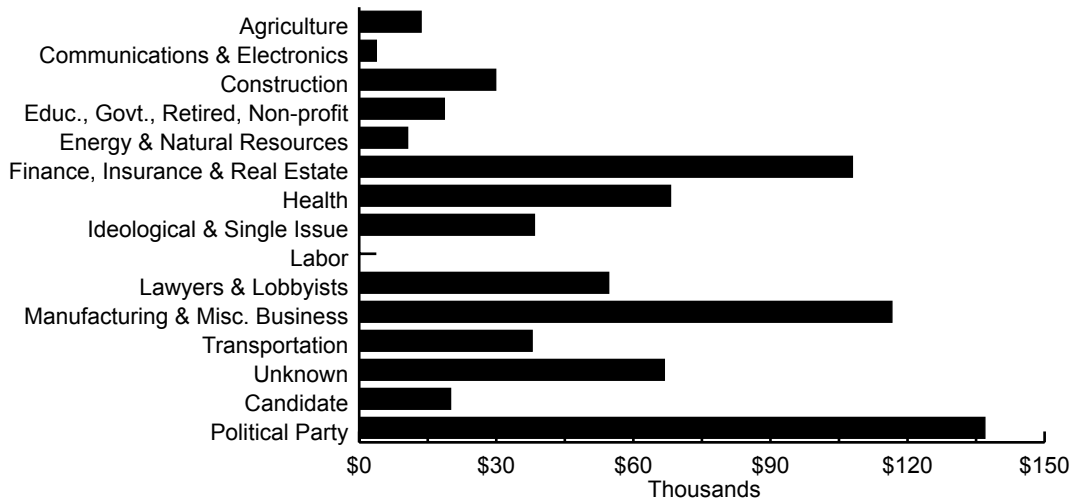
Total Raised: \$723,570 • Number of Contributions: 918 • Average Contribution: \$788

LOST

WHERE THE MONEY CAME FROM



CONTRIBUTIONS BY ECONOMIC SECTOR



TOP CONTRIBUTORS

\$291,800 (40.3% of total contributions received)

Rank	Contributor	Amount	% of Total
1	MI Republican State Committee	\$ 68,000	9.4%
2	Justice for MI Citizens	\$ 34,000	4.7%
2	Posthumus Leadership Fund	\$ 34,000	4.7%
2	Republican National Committee	\$ 34,000	4.7%
5	MI State Victory Fund (National Republican Senatorial Committee)	\$ 30,000	4.1%
6	MI Bankers Association/MI BANK PAC	\$ 29,000	4.0%
7	Gage, Hilda R.	\$ 20,000	2.8%
8	Dow Chemical Corp.	\$ 12,800	1.8%
9	MI Association of Realtors/REALTORS PAC	\$ 10,000	1.4%
9	MI Health & Hospital Association/Health PAC	\$ 10,000	1.4%
9	MI State Medical Society/MI Doctors PAC	\$ 10,000	1.4%

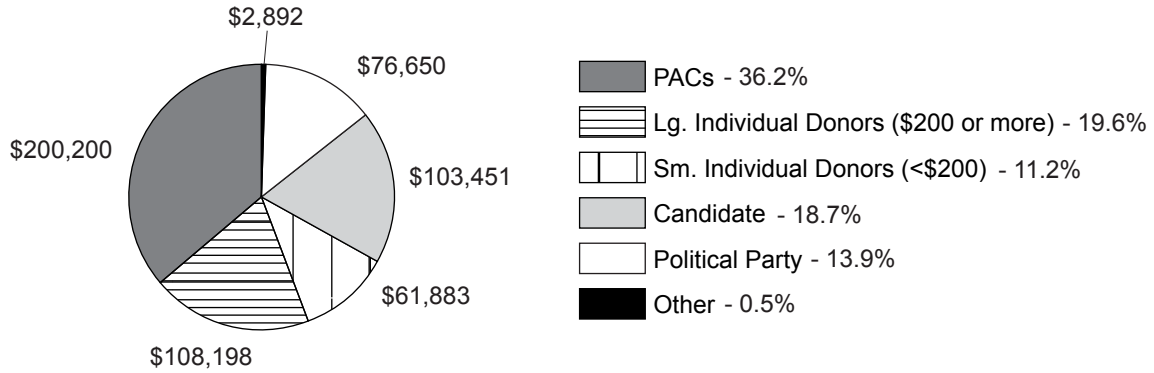
1996

**MARILYN J. KELLY**

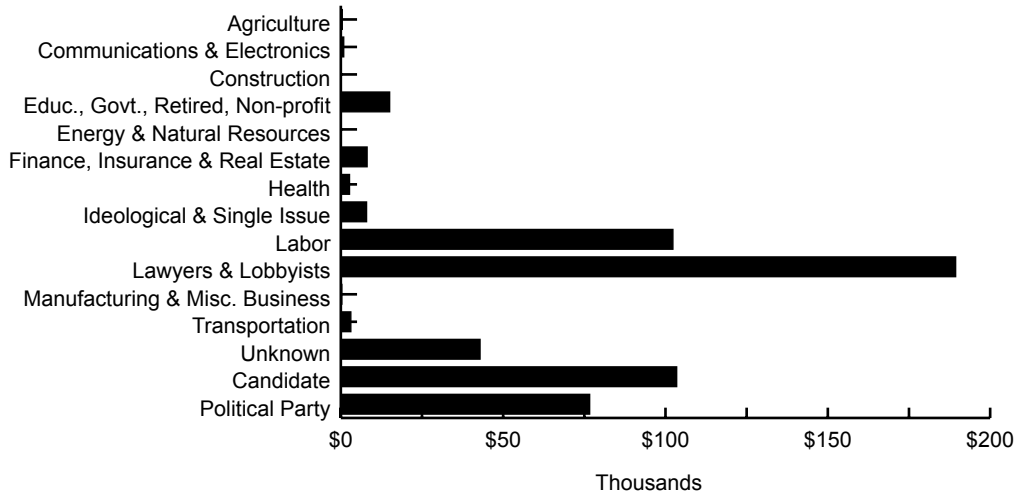
Nominated by the Democratic Party • Ran for an 8-year term  
 Total Raised: \$553,274 • Number of Contributions: 1,347 • Average Contribution: \$411

WON

WHERE THE MONEY CAME FROM



CONTRIBUTIONS BY ECONOMIC SECTOR



TOP CONTRIBUTORS

\$350,501 (63.4% of total contributions received)

Rank	Contributor	Amount	% of Total
1	Kelly, Marilyn J.	\$103,451	18.7%
2	MI Democratic State Central Committee	\$68,000	12.3%
3	MI Citizens Voice	\$34,000	6.1%
3	MI Education Association/MEA PAC	\$34,000	6.1%
3	MI Trial Lawyers Association/Justice PAC	\$34,000	6.1%
3	United Auto Workers/UAW MI V PAC	\$34,000	6.1%
7	AFSCME PAC	\$15,000	2.7%
8	Sommers, Schwartz, Silver & Schwartz, PC	\$10,550	1.9%
9	Kelman, Loria, Simpson, Will, Harvey & Thompson	\$10,000	1.8%
10	11th District Democratic Committee	\$7,500	1.4%

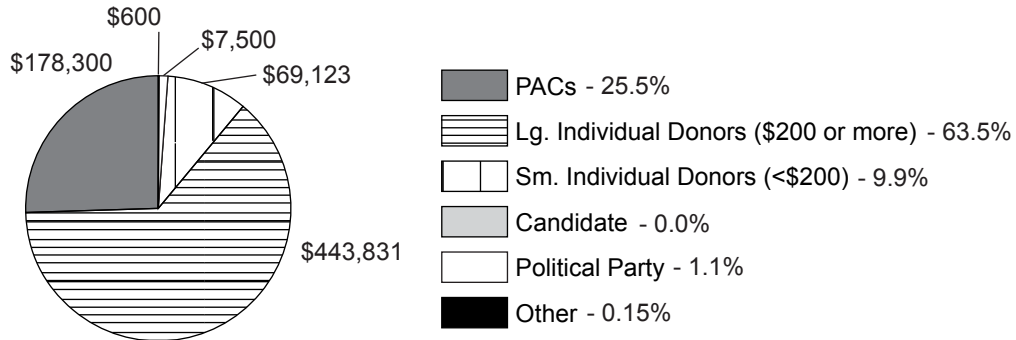
1996

**WILLIAM B. MURPHY**

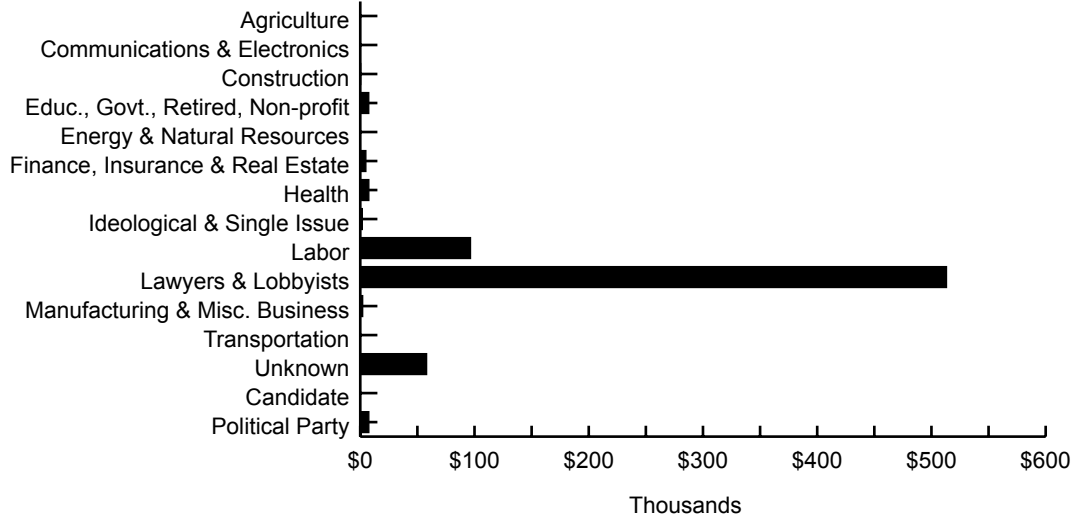
Nominated by the Democratic Party • Ran for an 8-year term  
 Total Raised: \$699,354 • Number of Contributions: 1,543 • Average Contribution: \$453

LOST

WHERE THE MONEY CAME FROM



CONTRIBUTIONS BY ECONOMIC SECTOR



TOP CONTRIBUTORS

\$323,176 (46.2% of total contributions received)

Rank	Contributor	Amount	% of Total
1	<i>Sommers, Schwartz, Silver &amp; Schwartz, PC</i>	\$ 111,470	15.9%
2	MI Citizens Voice	\$ 34,000	4.9%
2	MI Education Association/MEA PAC	\$ 34,000	4.9%
2	MI Trial Lawyers Association/Justice PAC	\$ 34,000	4.9%
2	United Auto Workers/UAW MI V PAC	\$ 34,000	4.9%
6	<i>Chambers Steiner, PC</i>	\$ 23,500	3.4%
7	<i>Kelman, Loria, Simpson, Will, Harvey &amp; Thompson</i>	\$ 20,000	2.9%
8	AFSCME PAC	\$ 15,000	2.1%
9	<i>Bernstein &amp; Bernstein</i>	\$ 8,756	1.3%
10	<i>Mindell, Panzer, Mulcahy &amp; Malin</i>	\$ 8,450	1.2%



## 1998 Supreme Court Election

**B**efore the 1998 election, there were four Democrats and three Republicans on the Court. Two seats with eight-year terms were up for election, one of them open. Justice Patricia Boyle (D) decided not to run for reelection. Justice Michael Cavanagh was up for reelection, having first been elected in 1982. In addition, there was a seat with two years remaining in its term on the ballot. Justice Dorothy Comstock Riley (R) had retired in 1997 and Governor John Engler appointed Court of Appeals Judge Clifford Taylor to fill the vacancy.

For the two-year term, the Republicans nominated Justice Taylor, and for the eight-year terms, they nominated Court of Appeals Judge Maura Corrigan and Judge Jeffrey Collins, who was serving on the Detroit Recorder's Court. The Democrats nominated Justice Cavanagh and Judge Susan Borman, who was serving on the 3rd Circuit Court (Wayne County), for the eight-year terms. For the two-year term, the Democrats nominated Judge Carole Youngblood, also serving on the 3rd Circuit Court. The Libertarians again nominated Jerry Kaufman and David Raaflaub for the eight-year terms, but no one for the two-year term. The Reform Party nominated Matthew Abel for the eight-year term.

### 1998 Statistical Overview

	<b>Jeffrey G. Collins</b>	<b>Maura D. Corrigan</b>	<b>Susan D. Borman</b>	<b>Michael F. Cavanagh</b>	<b>Jerry Kaufman</b>	<b>David Raaflaub</b>	<b>Matthew Abel</b>
Party	Repub.	Repub.	Dem.	Dem.	Liber.	Liber.	Reform
Term Sought	8-year	8-year	8-year	8-year	8-year	8-year	8-year
Status	Lost	Won	Lost	Won	Lost	Lost	Lost
Incumbent?				Incumbent			
Votes	464,457	1,085,725	904,947	1,443,218	221,414	63,202	139,273
Total Money Raised	\$202,163	\$1,033,339	\$663,183	\$255,073	\$ 0	\$ 0	\$ 0
<b>continued</b>							
	<b>Clifford W. Taylor</b>	<b>Carole F. Youngblood</b>					
Party	Repub.	Dem.					
Term Sought	2-year	2-year					
Status	Won	Lost					
Incumbent?	Incumbent						
Votes	1,221,306	1,037,868					
Total Money Raised	\$986,566	\$592,297					

### Independent Expenditures

<b>Committee</b>	<b>Support/ Oppose</b>	<b>Collins</b>	<b>Corrigan</b>	<b>Borman</b>	<b>Cavanagh</b>	<b>Taylor</b>	<b>Youngblood</b>	<b>Total</b>
MI Dem. State Central Cmte.	S	\$ 0	\$ 0	\$19,256	\$6,890	\$ 0	\$6,890	\$33,035
MI Repub. State Committee	S	6,572	30,780	0	0	6,572	0	43,923
								\$76,959

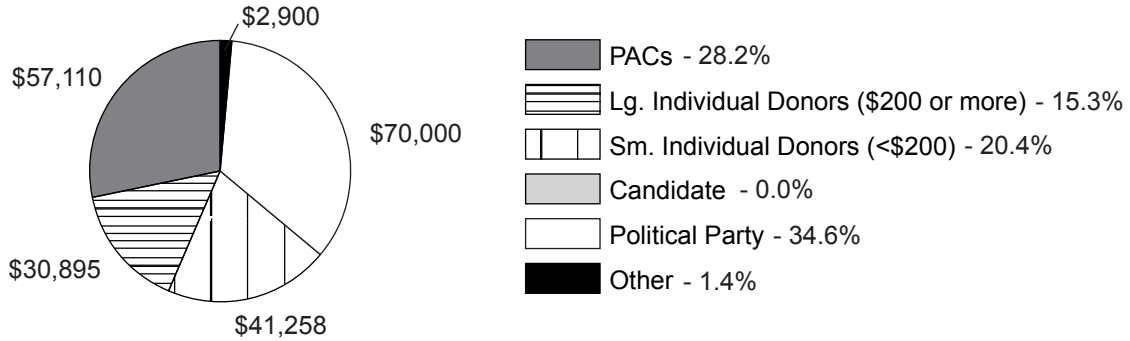
1998

**JEFFREY G. COLLINS**

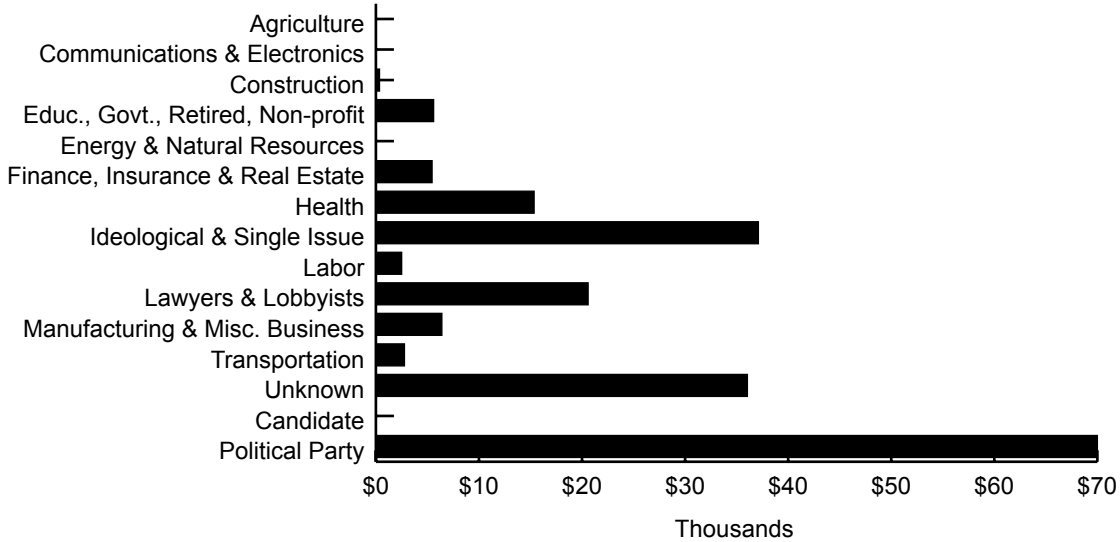
Nominated by the Republican Party • Ran for an 8-year term  
 Total Raised: \$202,163 • Number of Contributions: 634 • Average Contribution: \$319

LOST

WHERE THE MONEY CAME FROM



CONTRIBUTIONS BY ECONOMIC SECTOR



TOP CONTRIBUTORS

\$125,900 (62.3% of total contributions received)

Rank	Contributor	Amount	% of Total
1	MI Republican State Committee	\$ 65,000	32.2%
2	Posthumus Leadership Fund	\$ 34,000	16.8%
3	MI Health & Hospital Association/Health PAC	\$ 11,500	5.7%
4	Collins, Dr. James W.	\$ 3,400	1.7%
5	MI Corrections Organization PAC	\$ 2,500	1.2%
6	Haworth, Richard G.	\$ 2,000	1.0%
6	Lear Corp./LEAR PAC	\$ 2,000	1.0%
8	Blue Cross & Blue Shield of MI/BCBSM PAC	\$ 1,600	0.8%
9	MI Chamber of Commerce PAC	\$ 1,500	0.7%
10	Clark Hill PLC	\$ 1,200	0.6%
10	Kojaian, C. Michael	\$ 1,200	0.6%

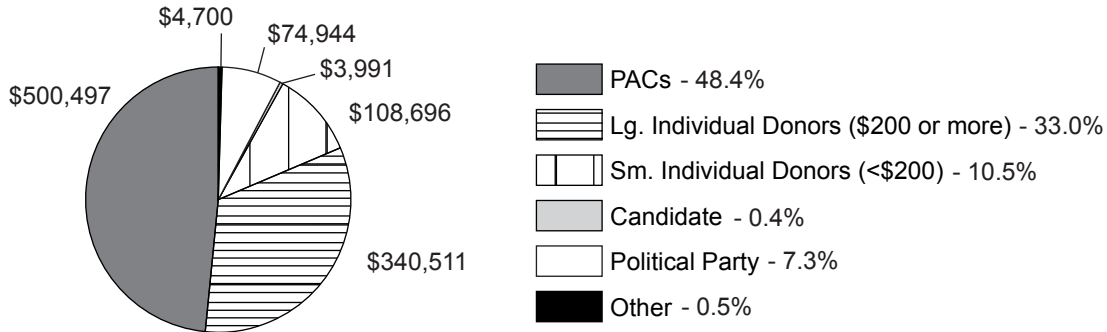
1998

**MAURA D. CORRIGAN**

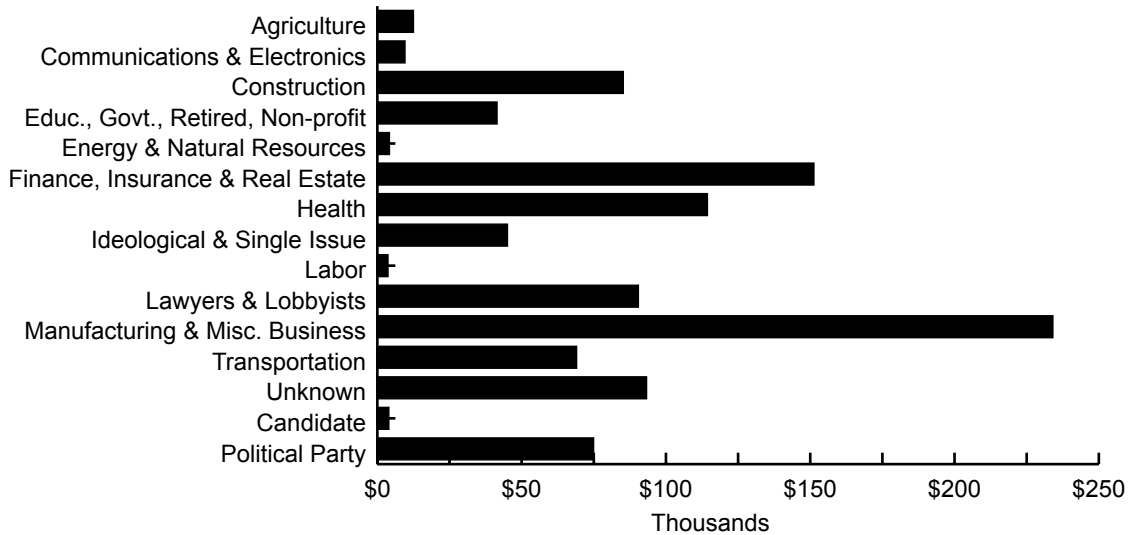
Nominated by the Republican Party • Ran for an 8-year term  
 Total Raised: \$1,033,339 • Number of Contributions: 2,411 • Average Contribution: \$429

WON

WHERE THE MONEY CAME FROM



CONTRIBUTIONS BY ECONOMIC SECTOR



TOP CONTRIBUTORS

\$366,087 (35.4% of total contributions received)

Rank	Contributor	Amount	% of Total
1	MI Republican State Committee	\$ 66,144	6.4%
2	Associated Builders & Contractors of MI/ABC PAC	\$ 34,000	3.3%
2	MI Bankers Association/MI BANK PAC	\$ 34,000	3.3%
2	MI Chamber of Commerce PAC	\$ 34,000	3.3%
2	MI Restaurant Association PAC	\$ 34,000	3.3%
2	Posthumus Leadership Fund	\$ 34,000	3.3%
7	MI State Medical Society/MI Doctors PAC	\$ 33,943	3.3%
8	Blue Cross & Blue Shield of MI/BCBSM PAC	\$ 33,000	3.2%
9	MI Health & Hospital Association/Health PAC	\$ 32,500	3.1%
10	Detroit Regional Chamber PAC	\$ 30,500	3.0%

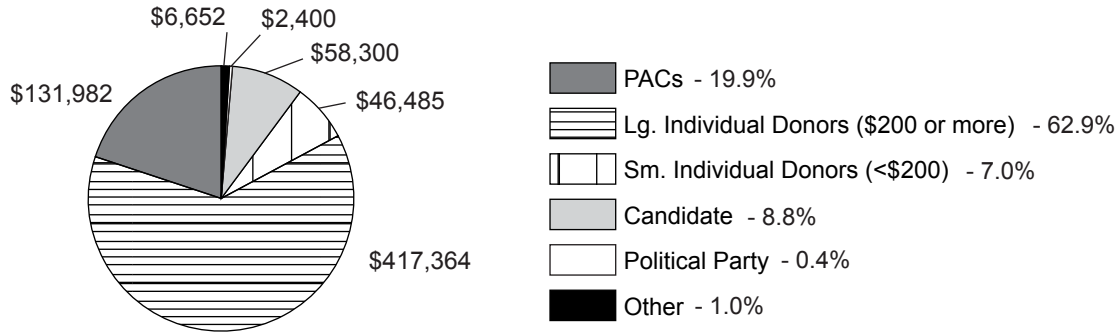
1998

**SUSAN D. BORMAN**

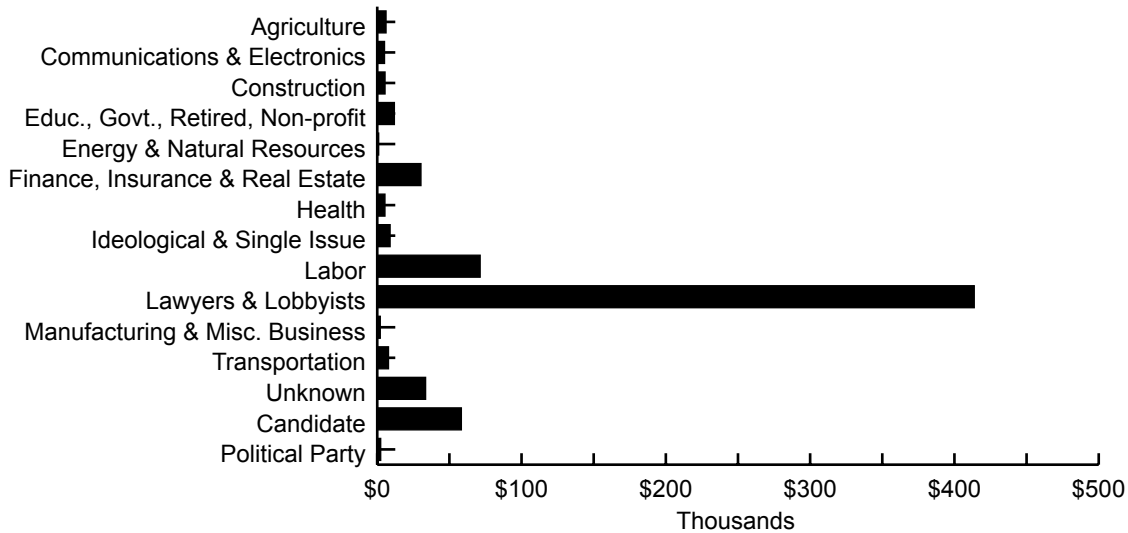
Nominated by the Democratic Party • Ran for an 8-year term  
 Total Raised: \$663,183 • Number of Contributions: 1,285 • Average Contribution: \$516

LOST

WHERE THE MONEY CAME FROM



CONTRIBUTIONS BY ECONOMIC SECTOR



TOP CONTRIBUTORS

\$279,684 (42.2% of total contributions received)

Rank	Contributor	Amount	% of Total
1	<i>Sommers, Schwartz, Silver &amp; Schwartz, PC</i>	\$ 89,259	13.5%
2	Borman, Susan D.	\$ 58,300	8.8%
3	MI Trial Lawyers Association/Justice PAC	\$ 34,000	5.1%
3	United Auto Workers/UAW MI V PAC	\$ 34,000	5.1%
5	<i>Thurswell, Chayet &amp; Weiner</i>	\$ 14,200	2.1%
6	<i>Sachs, Waldman, O'Hare, Helveston, Bogas &amp; McIntosh, PC</i>	\$ 12,275	1.9%
7	<i>Erlich Rosen &amp; Bartnick, PC</i>	\$ 11,200	1.7%
8	MI Education Association/MEA PAC	\$ 10,000	1.5%
9	<i>Lopatin, Miller, Freedman, Bluestone, Herskovic, Heilmann &amp; Domol</i>	\$ 8,750	1.3%
10	<i>Chambers Steiner, PC</i>	\$ 7,700	1.2%

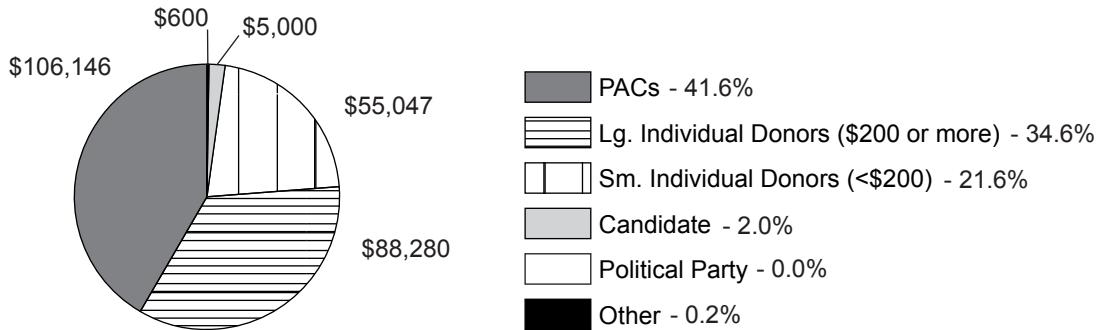
1998

**MICHAEL F. CAVANAGH – INCUMBENT**

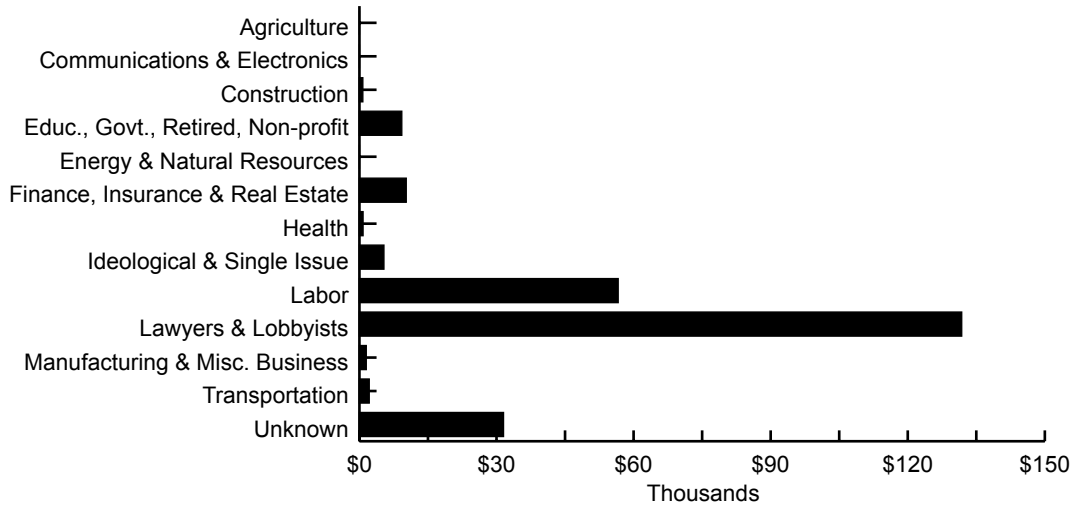
Nominated by the Democratic Party • Ran for an 8-year term  
 Total Raised: \$255,073 • Number of Contributions: 1,009 • Average Contribution: \$253

WON

WHERE THE MONEY CAME FROM



CONTRIBUTIONS BY ECONOMIC SECTOR



TOP CONTRIBUTORS

\$128,590 (50.4% of total contributions received)

Rank	Contributor	Amount	% of Total
1	MI Trial Lawyers Association/Justice PAC	\$ 34,000	13.3%
1	United Auto Workers/UAW MI V PAC	\$ 34,000	13.3%
3	<i>Sommers, Schwartz, Silver &amp; Schwartz, PC</i>	\$ 25,449	10.0%
4	MI Education Association/MEA PAC	\$ 10,000	3.9%
5	Cavanagh, Michael F.	\$ 5,000	2.0%
5	Citizens For Public Education	\$ 5,000	2.0%
7	Archer's Vision for A Brighter Future	\$ 4,766	1.9%
8	<i>Sachs, Waldman, O'Hare, Helveston, Bogas &amp; McIntosh, PC</i>	\$ 3,975	1.6%
9	Reid, Joseph D.	\$ 3,400	1.3%
10	Lyons Walz, Sueann	\$ 3,000	1.2%

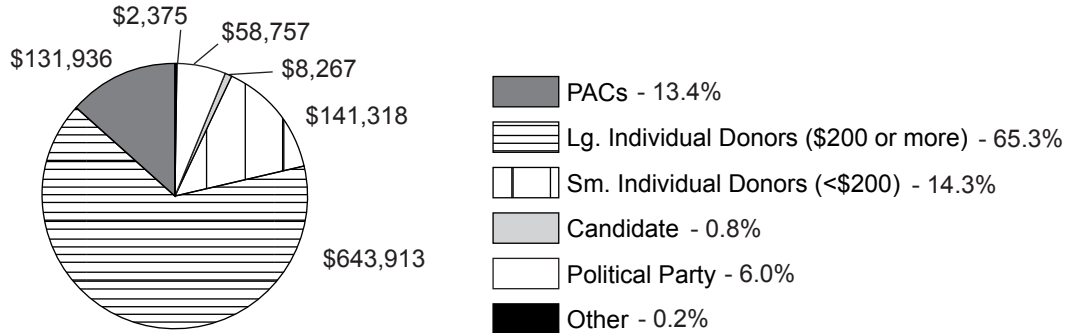
1998

**CLIFFORD W. TAYLOR – INCUMBENT**

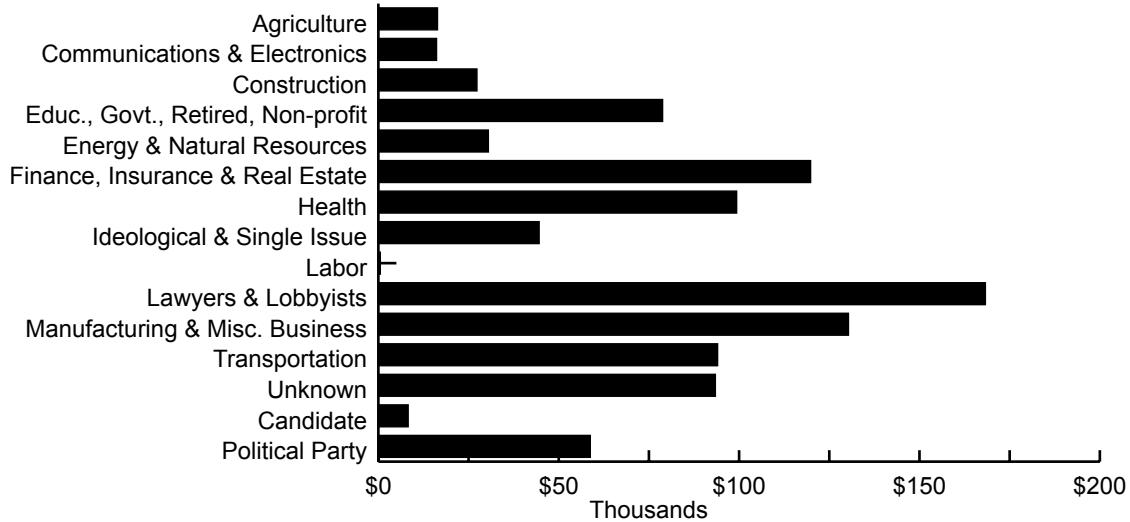
Nominated by the Republican Party • Ran for a 2-year term  
 Total Raised: \$986,566 • Number of Contributions: 3,201 • Average Contribution: \$308

WON

WHERE THE MONEY CAME FROM



CONTRIBUTIONS BY ECONOMIC SECTOR



TOP CONTRIBUTORS

\$210,392 (21.3% of total contributions received)

Rank	Contributor	Amount	% of Total
1	MI Republican State Committee	\$ 55,000	5.6%
2	Posthumus Leadership Fund	\$ 34,000	3.4%
3	Chrysler Corp.	\$ 30,950	3.1%
4	PVS Chemicals	\$ 18,600	1.9%
5	Ford Motor Co.	\$ 16,425	1.7%
6	General Motors Corp.	\$ 14,950	1.5%
7	Amway Corp.	\$ 13,750	1.4%
8	MI Health & Hospital Association/Health PAC	\$ 10,000	1.0%
9	Meijer Inc.	\$ 8,450	0.9%
10	Taylor, Clifford W.	\$ 8,267	0.8%

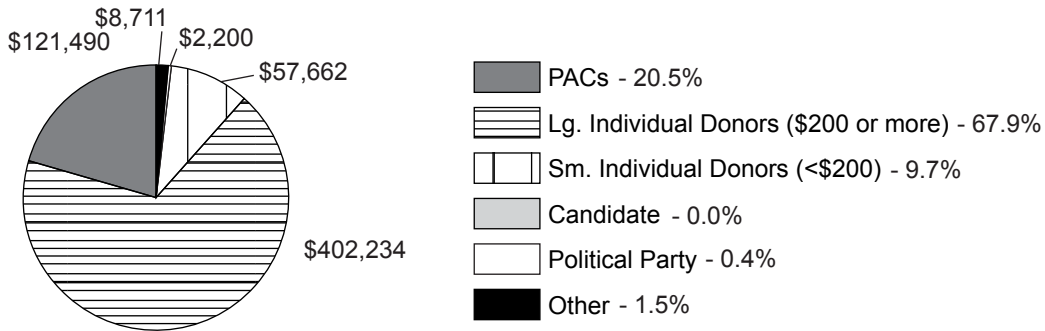
1998

**CAROLE F. YOUNGBLOOD**

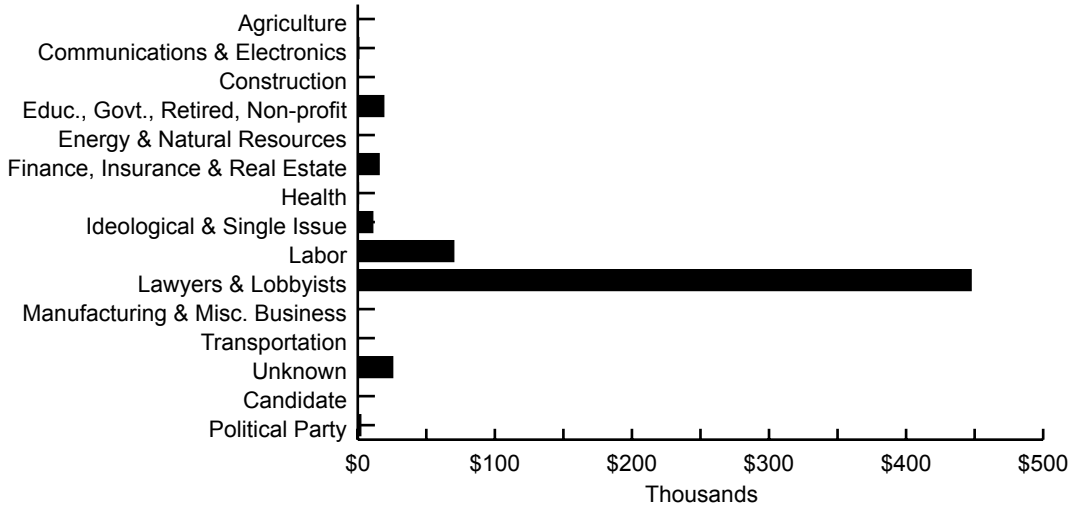
Nominated by the Democratic Party • Ran for a 2-year term  
 Total Raised: \$592,297 • Number of Contributions: 1,501 • Average Contribution: \$395

LOST

WHERE THE MONEY CAME FROM



CONTRIBUTIONS BY ECONOMIC SECTOR



TOP CONTRIBUTORS

\$231,987 (39.2% of total contributions received)

Rank	Contributor	Amount	% of Total
1	<i>Sommers, Schwartz, Silver &amp; Schwartz, PC</i>	\$ 97,419	16.4%
2	MI Trial Lawyers Association/Justice PAC	\$ 34,000	5.7%
2	United Auto Workers/UAW MI V PAC	\$ 34,000	5.7%
4	<i>Chambers Steiner, PC</i>	\$ 12,679	2.1%
5	<i>Erlich Rosen &amp; Bartnick, PC</i>	\$ 11,600	2.0%
6	<i>Sachs, Waldman, O'Hare, Helveston, Bogas &amp; McIntosh, PC</i>	\$ 10,664	1.8%
7	MI Education Association/MEA PAC	\$ 10,000	1.7%
8	<i>Lopatin, Miller, Freedman, Bluestone, Herskovic, Heilmann &amp; Domol</i>	\$ 7,600	1.3%
9	<i>Goodman Lister &amp; Peters PC</i>	\$ 7,225	1.2%
10	The Bezteck Company	\$ 6,800	1.1%



## 2000 Supreme Court Election

Going into the 2000 election, the Republicans held a five-to-two majority on the Court. They had gained a four-to-three majority in the 1998 election. Shortly after the election, Justice Conrad Mallett, Jr. (D) resigned from the Court. Governor John Engler appointed Court of Appeals Judge Robert P. Young, Jr. to fill that vacancy. In 1999, Justice James Brickley (R) resigned and Governor Engler appointed Court of Appeals Judge Stephen Markman to fill that vacancy.

The Republicans nominated Justice Clifford Taylor, who had been elected in 1998 to complete the term to which he had been appointed in 1997, to run for his first eight-year term. Justice Young was nominated to run for the two-year seat that would complete the term to which he had been appointed. Justice Markman was nominated to run for the four-year seat that would complete the term to which he had been appointed. The Democrats nominated Marietta Robinson for the eight-year term, Judge Edward Thomas of the 3rd Circuit Court (Wayne County) for the four-year term, and Court of Appeals Judge Thomas Fitzgerald for the two-year term. The Libertarians nominated Robert Roddis, David Raaflaub and Jerry Kaufman for the eight-, four-, and two-year terms, respectively.

### 2000 Statistical Overview

	<b>Clifford W. Taylor</b>	<b>Marietta S. Robinson</b>	<b>Robert Roddis</b>	<b>Stephen J. Markman</b>	<b>Edward M. Thomas</b>	<b>David Raaflaub</b>
Party	Repub.	Dem.	Liber.	Repub.	Dem.	Liber.
Term Sought	8-year	8-year	8-year	4-year	4-year	4-year
Status	Won	Lost	Lost	Won	Lost	Lost
Incumbent	Incumbent			Incumbent		
Votes	1,675,147	1,210,809	236,404	1,707,977	1,139,876	194,973
Total Money Raised	\$1,332,975	\$1,195,683	\$ 0	\$1,244,502	\$1,008,420	\$ 0
<b>continued</b>	<b>Robert P. Young, Jr.</b>	<b>E. Thomas Fitzgerald</b>	<b>Jerry Kaufman</b>			
Party	Repub.	Dem.	Liber.			
Term Sought	2-year	2-year	2-year			
Status	Won	Lost	Lost			
Incumbent	Incumbent					
Votes	1,614,017	1,194,890	311,589			
Total Money Raised	\$1,292,192	\$750,539	\$ 0			

### Independent Expenditures

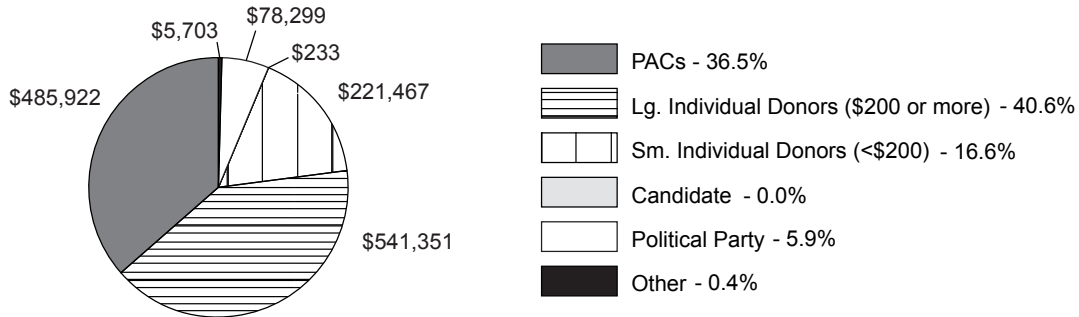
Committee	Support/ Oppose	Support/						Total
		Taylor	Robinson	Markman	Thomas	Young	Fitzgerald	
MI Dem. State Central Cmte.	S	\$ 0	\$ 122	\$ 0	\$ 122	\$ 0	\$ 122	\$ 366
MI Rep. State Committee	S	453,227	0	427,673	0	469,485	0	1,350,385
The Ann Arbor PAC	S	69,400	0	69,400	0	69,400	0	208,201
MI Dem. Party Justice Caucus	S	0	9,626	0	9,626	0	9,626	28,879
								\$1,587,831

2000

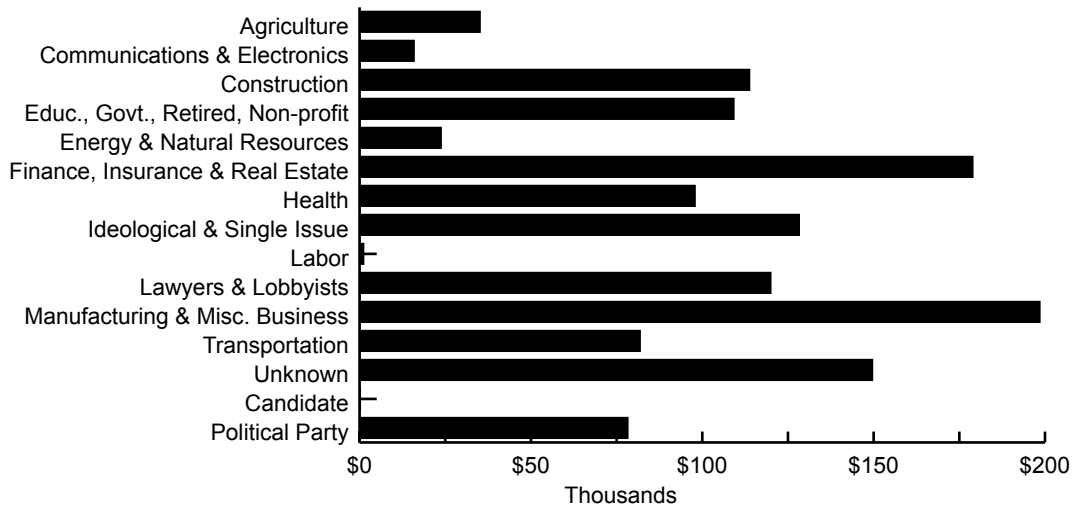
**CLIFFORD W. TAYLOR – INCUMBENT**

Nominated by the Republican Party • Ran for an 8-year term  
 Total Raised: \$1,332,975 • Number of Contributions: 4,772 • Average Contribution: \$279  
**WON**

WHERE THE MONEY CAME FROM



CONTRIBUTIONS BY ECONOMIC SECTOR



TOP CONTRIBUTORS

\$346,267 (26.0% of total contributions received)

Rank	Contributor	Amount	% of Total
1	MI Republican State Committee	\$ 67,667	5.1%
2	MI Association of Realtors/REALTORS PAC	\$ 34,200	2.6%
3	The Ann Arbor PAC	\$ 34,000	2.6%
3	Detroit Regional Chamber PAC	\$ 34,000	2.6%
3	Governor Engler Leadership Fund	\$ 34,000	2.6%
3	MI Association of Home Builders/Builders PAC	\$ 34,000	2.6%
3	MI Health & Hospital Association/Health PAC	\$ 34,000	2.6%
3	Posthumus Leadership Fund	\$ 34,000	2.6%
9	Associated Builders & Contractors of MI/ABC PAC	\$ 20,400	1.5%
10	MI Farm Bureau PAC	\$ 20,000	1.5%

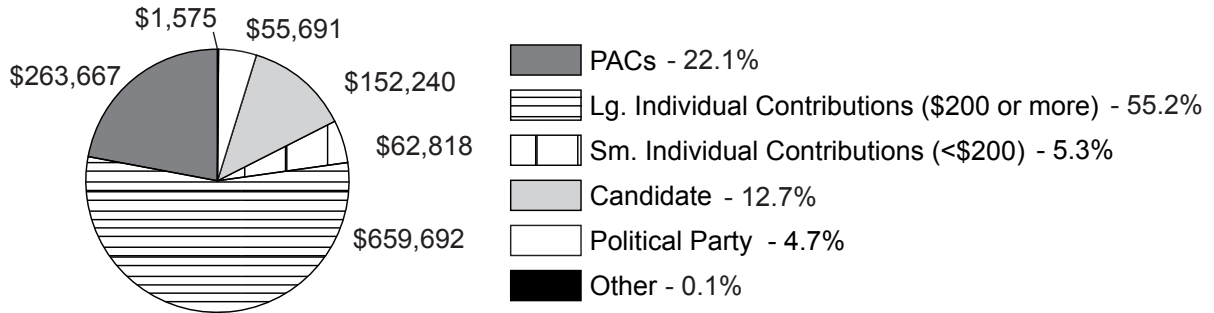
2000

**MARIETTA S. ROBINSON**

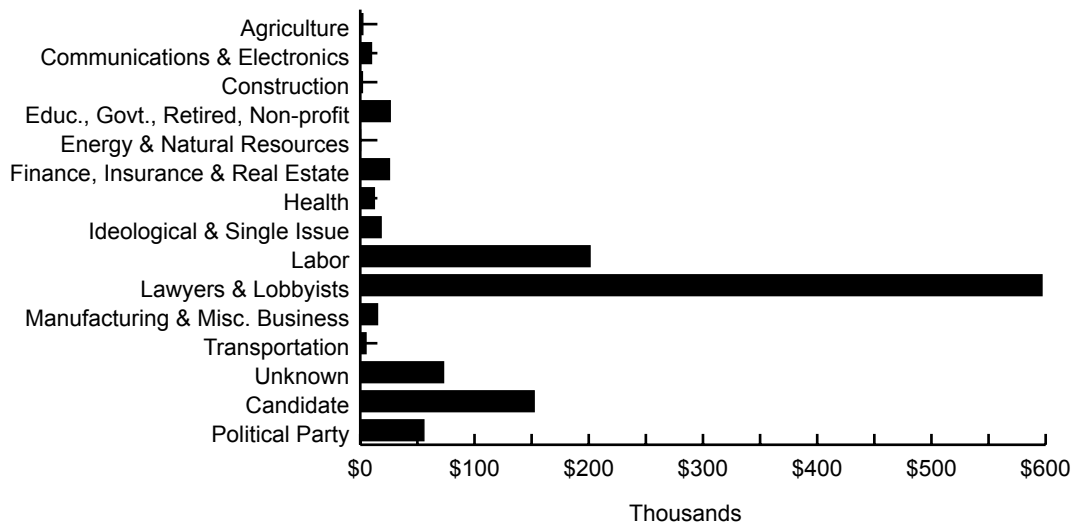
Nominated by the Democratic Party • Ran for an 8-year term  
 Total Raised: \$1,195,683 • Number of Contributions: 2,291 • Average Contribution: \$522

LOST

WHERE THE MONEY CAME FROM



CONTRIBUTIONS BY ECONOMIC SECTOR



TOP CONTRIBUTORS

\$468,431 (39.2% of total contributions received)

Rank	Contributor	Amount	% of Total
1	Robinson, Marietta	\$152,240	12.7%
2	Sommers, Schwartz, Silver & Schwartz, PC	\$96,187	8.0%
3	MI Democratic State Central Committee	\$44,693	3.7%
4	MI Education Association/MEA PAC	\$34,000	2.8%
4	MI Trial Lawyers Association/Justice PAC	\$34,000	2.8%
4	United Auto Workers/UAW MI V PAC	\$34,000	2.8%
7	Honigman Miller Schwartz & Cohn, LLP	\$21,094	1.8%
8	Sachs, Waldman	\$20,217	1.7%
9	International Brotherhood of Electrical Workers/IBEW COPE	\$17,000	1.4%
10	AFSCME PAC	\$15,000	1.3%

2000

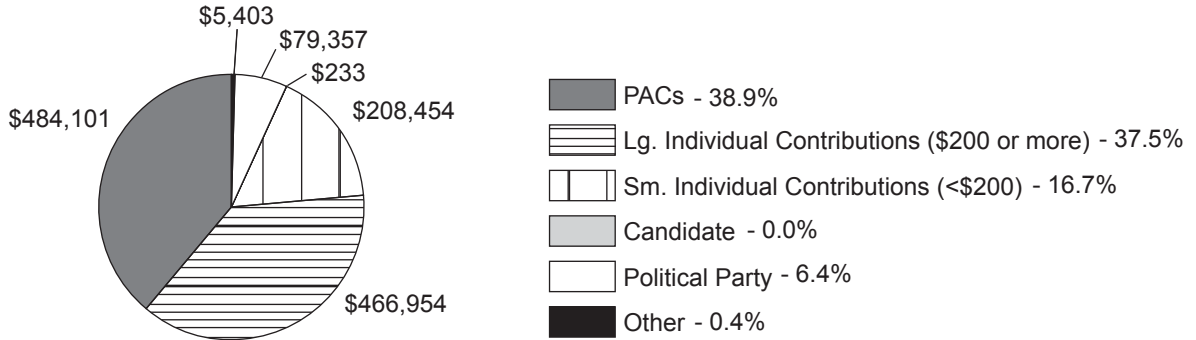
**STEPHEN J. MARKMAN – INCUMBENT**

Nominated by the Republican Party • Ran for a 4-year term

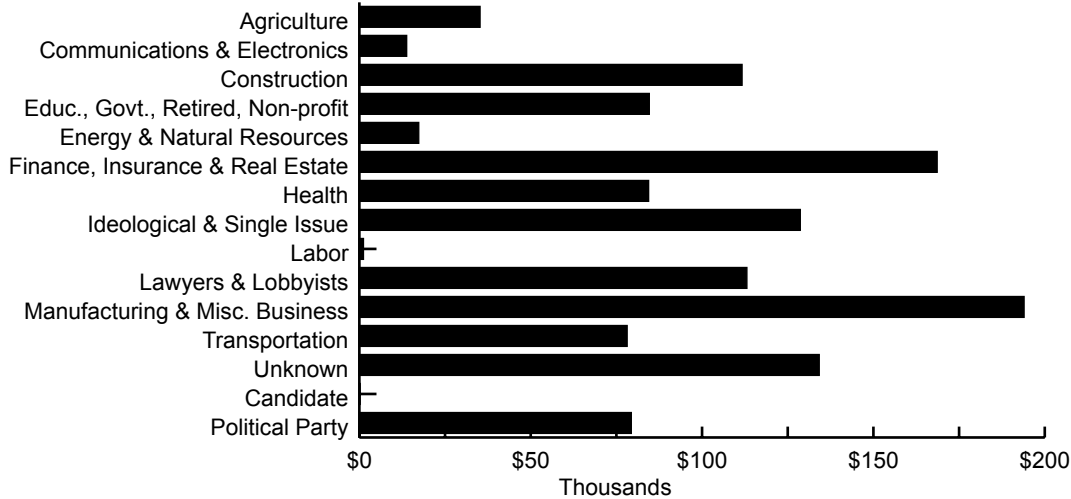
Total Raised: \$1,244,502 • Number of Contributions: 4,437 • Average Contribution: \$280

WON

WHERE THE MONEY CAME FROM



CONTRIBUTIONS BY ECONOMIC SECTOR



TOP CONTRIBUTORS

\$346,267 (27.8% of total contributions received)

Rank	Contributor	Amount	% of Total
1	MI Republican State Committee	\$ 67,667	5.4%
2	MI Association of Realtors/REALTORS PAC	\$ 34,200	2.7%
2	The Ann Arbor PAC	\$ 34,000	2.7%
2	Detroit Regional Chamber PAC	\$ 34,000	2.7%
2	Governor Engler Leadership Fund	\$ 34,000	2.7%
2	MI Association of Home Builders/Builders PAC	\$ 34,000	2.7%
2	MI Health & Hospital Association/Health PAC	\$ 34,000	2.7%
2	Posthumus Leadership Fund	\$ 34,000	2.7%
9	Associated Builders & Contractors of MI/ABC PAC	\$ 20,400	1.6%
10	MI Farm Bureau PAC	\$ 20,000	1.6%

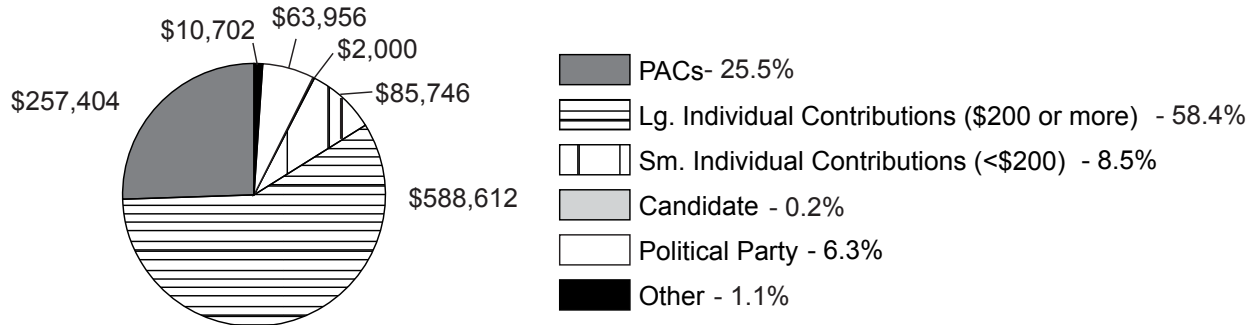
2000

**EDWARD M. THOMAS**

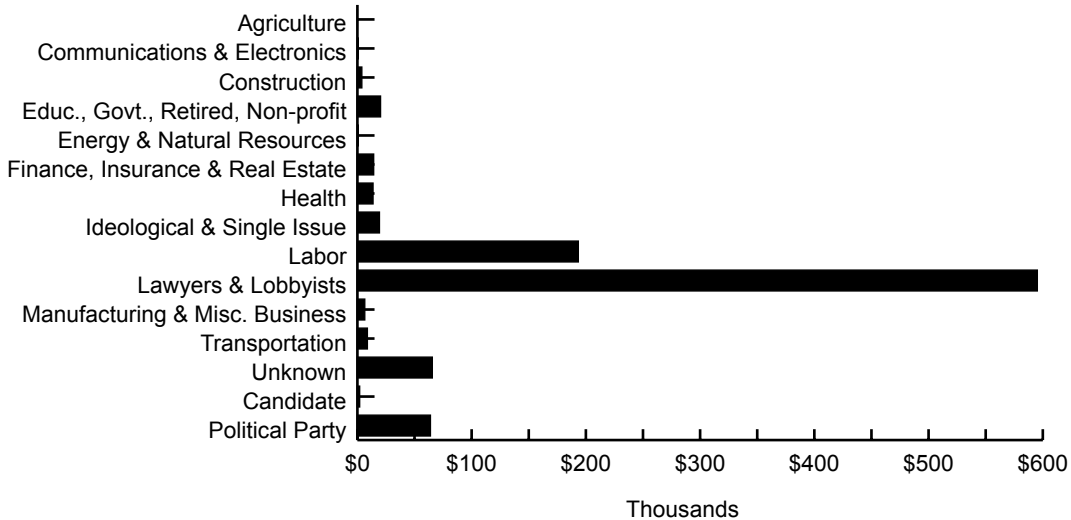
Nominated by the Democratic Party • Ran for a 4-year term  
 Total Raised: \$1,008,420 • Number of Contributions: 2,332 • Average Contribution: \$434

LOST

WHERE THE MONEY CAME FROM



CONTRIBUTIONS BY ECONOMIC SECTOR



TOP CONTRIBUTORS

\$342,269 (33.9% of total contributions received)

Rank	Contributor	Amount	% of Total
1	<i>Sommers, Schwartz, Silver &amp; Schwartz, PC</i>	\$ 99,851	9.9%
2	MI Democratic State Central Committee	\$ 58,076	5.8%
3	MI Education Association/MEA PAC	\$ 34,000	3.4%
4	MI Trial Lawyers Association/Justice PAC	\$ 34,000	3.4%
4	United Auto Workers/UAW MI V PAC	\$ 34,000	3.4%
6	<i>Thurswell, Chayet &amp; Weiner</i>	\$ 20,600	2.0%
7	<i>Sachs, Waldman</i>	\$ 20,192	2.0%
8	AFSCME PAC	\$ 15,000	1.5%
8	MI State Firefighters PAC	\$ 15,000	1.5%
10	MI Laborers Political League	\$ 11,550	1.1%

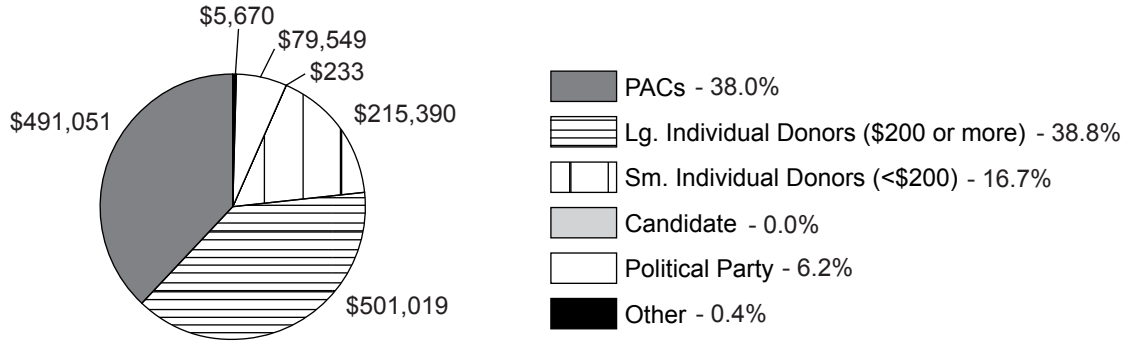
2000

**ROBERT P. YOUNG, JR. – INCUMBENT**

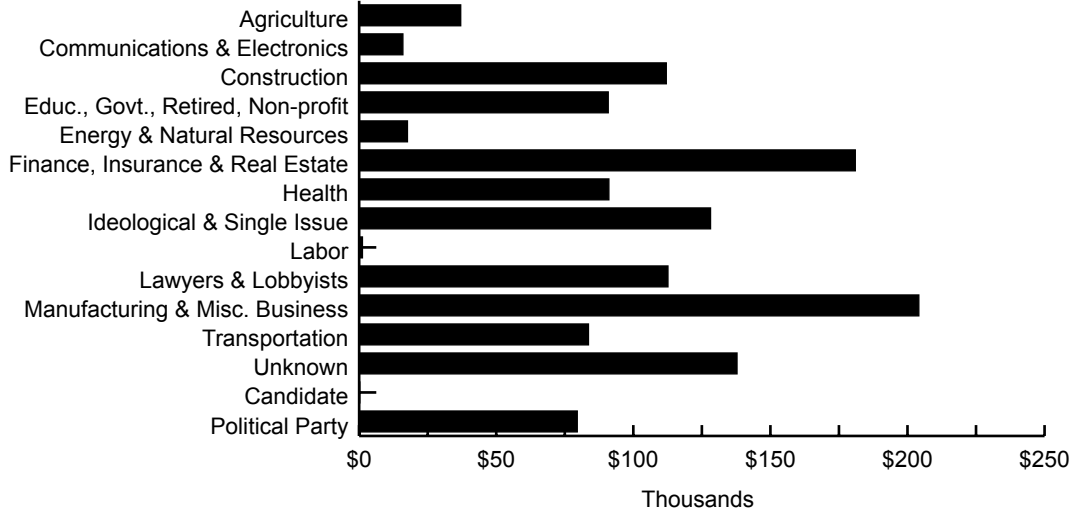
Nominated by the Republican Party • Ran for a 2-year term  
 Total Raised: \$1,292,912 • Number of Contributions: 4,635 • Average Contribution: \$279

WON

WHERE THE MONEY CAME FROM



CONTRIBUTIONS BY ECONOMIC SECTOR



TOP CONTRIBUTORS

\$346,267 (26.8% of total contributions received)

Rank	Contributor	Amount	% of Total
1	MI Republican State Committee	\$ 67,667	5.2%
2	MI Association of Realtors/REALTOR PAC	\$ 34,200	2.6%
3	The Ann Arbor PAC	\$ 34,000	2.6%
3	Detroit Regional Chamber PAC	\$ 34,000	2.6%
3	Governor Engler Leadership Fund	\$ 34,000	2.6%
3	MI Association of Home Builders/Builders PAC	\$ 34,000	2.6%
3	MI Health & Hospital Association/Health PAC	\$ 34,000	2.6%
3	Posthumus Leadership Fund	\$ 34,000	2.6%
9	Associated Builders & Contractors of MI/ABC PAC	\$ 20,400	1.6%
10	MI Farm Bureau PAC	\$ 20,000	1.5%

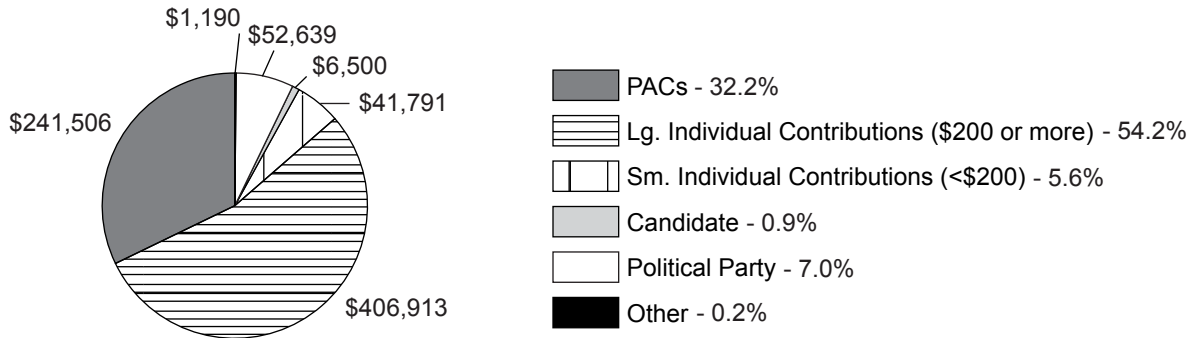
2000

**E. THOMAS FITZGERALD**

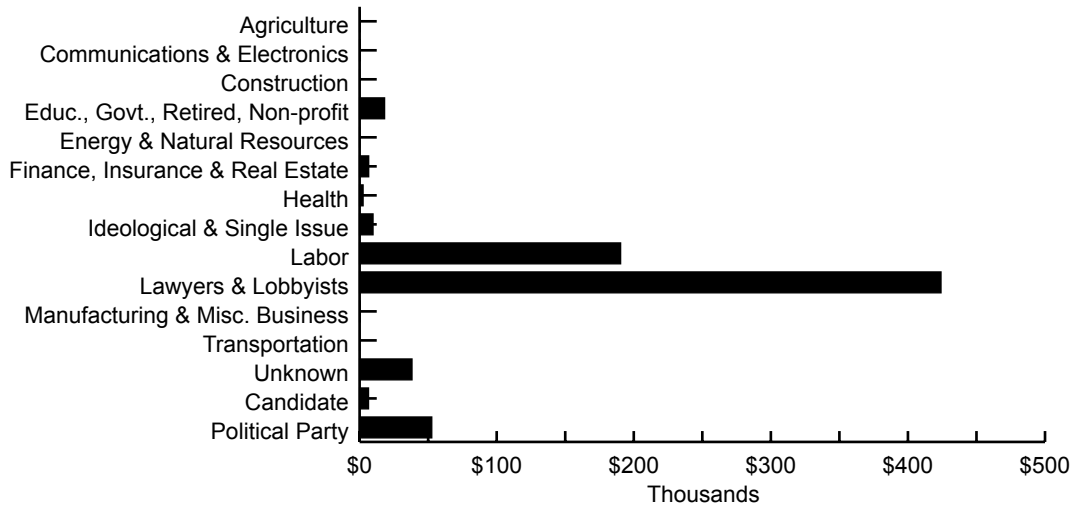
Nominated by the Democratic Party • Ran for a 2-year term  
 Total Raised: \$750,539 • Number of Contributions: 1,350 • Average Contribution: \$556

LOST

WHERE THE MONEY CAME FROM



CONTRIBUTIONS BY ECONOMIC SECTOR



TOP CONTRIBUTORS

\$311,927 (41.6% of total contributions received)

Rank	Contributor	Amount	% of Total
1	<i>Sommers, Schwartz, Silver &amp; Schwartz, PC</i>	\$ 78,949	10.5%
2	MI Democratic State Central Committee	\$ 46,011	6.1%
3	MI Education Association/MEA PAC	\$ 35,000	4.7%
4	MI Trial Lawyers Association/Justice PAC	\$ 34,000	4.5%
4	United Auto Workers/UAW MI V PAC	\$ 34,000	4.5%
6	<i>Sachs, Waldman</i>	\$ 19,467	2.6%
7	International Brotherhood of Electrical Workers/IBEW COPE	\$ 17,000	2.3%
8	<i>Fieger, Fieger, Schwartz &amp; Kenney, PC</i>	\$ 16,500	2.2%
9	United Food & Commercial Workers Local 951	\$ 16,000	2.1%
10	AFSCME PAC	\$ 15,000	2.0%

2000 Supreme Court Issue Ad Storyboards

WEAK ON CRIME



These criminals had their day in court. Murderers, rapists, child molesters, gun dealers.




They were convicted and sentenced for their crimes.




We thought that was the end of it. But they appealed...



...and Judge Thomas Fitzgerald voted to overturn their convictions again and again.



Fitzgerald has voted to reverse criminal convictions more than 50 times.



Now he wants us to put his team on the court? That's scary.



Fitzgerald, Robinson and Thomas. Weak on crime. Wrong for the Court.



Wrong for our kids.

[Not authorized by any candidate. Paid for by the Michigan Republican State Committee.]

2000 Supreme Court Issue Ad Storyboards

WHERE ARE MY JUDGES?



Ever wonder why families never get a fair shake from the Michigan Supreme Court?



"Lucille, where are my judges?"



[LUCILLE]: "Just where they've always been — right in your pocket."



[MUSIC]



Just follow the money.



Justices Markman, Taylor and Young have been given hundreds of thousands by insurance companies and big business.

They have the money, but you have the voice.



Justice should not be for sale.

[Paid for by the Michigan Democratic State Central Committee. Not authorized by any candidate.]

2000 Supreme Court Issue Ad Storyboards

TOO MANY WRONG DECISIONS




Supreme Court justices choose a side every day. Whose side are Robinson, Fitzgerald and Thomas on?

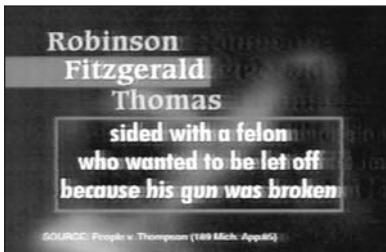
[Paid for by the Michigan Chamber of Commerce.]



Robinson represented a radical welfare rights group that opposed Michigan's welfare reform.



Nearly \$200,000 of Thomas's campaign money is from personal injury lawyers.



And Fitzgerald sided with a convicted felon who wanted to be let off a gun charge because his gun was broken when he assaulted his victim.




Robinson, Fitzgerald and Thomas. Too many wrong decisions.

2000 Supreme Court Issue Ad Storyboards

DEFECTIVE



Should corporations that know they're selling dangerous defective products be held accountable?



Michigan Supreme Court Justices Markman, Taylor and Young don't think so.



They support a law that makes it harder for people to hold corporations accountable for dangerous products.

Markman, Taylor and Young.



A law that could hurt families whose loved ones were killed or injured in accidents with Firestone tires.



Markman, Taylor and Young. Oh, no!



Republicans who put big corporations and insurance companies...



...ahead of people.

[Paid for by the Michigan Democratic State Central Committee. Not authorized by any candidate.]

“**W**e weren’t talking about this 30 years ago, because we didn’t have money in [judicial] elections. Money in elections presents us with a tremendous challenge, a tremendous problem and we are remiss if we don’t at once address it and correct it.”

— U.S. Supreme Court Justice Anthony Kennedy

“**U**ltimately, the question of campaign contributions [in judicial elections] will be decided by the public. We do it in a democracy. Every citizen has to figure out what kind of government he or she wants. The most that we can say is that there is a problem and we hope you’ll think about it. ... And we trust that if people do think about it, they’ll come to better solutions.”

— U.S. Supreme Court Justice Stephen Breyer

*Frontline* interview with Bill Moyers, November 23, 1999



(517) 482-7198  
Fax: (517) 482-6132  
Email: [mcfn@mcfn.org](mailto:mcfn@mcfn.org)  
[www.mcfn.org](http://www.mcfn.org)